



**COOK**

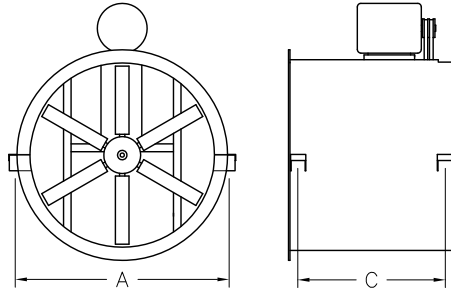
# Drum Fan Mounting

DATE: \_\_\_\_\_

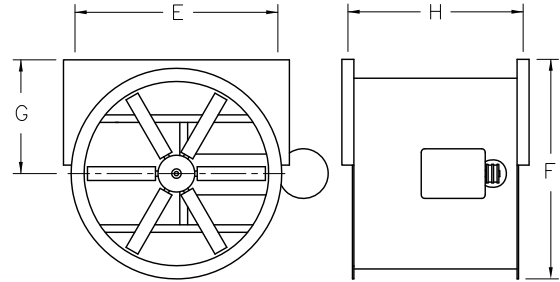
PROJECT: \_\_\_\_\_

LOCATION: \_\_\_\_\_

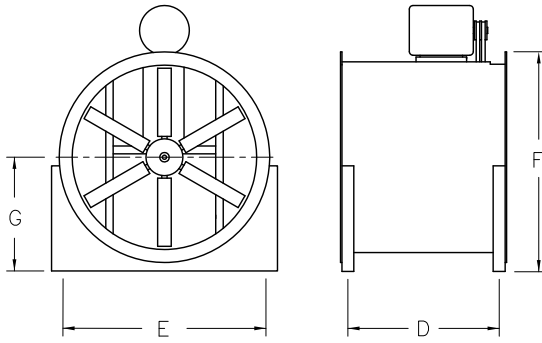
## Mounting Dimension Information Vertical, Horizontal & Floor Mount ADB, ADD, EDB, EDD, SIB-H, TIB, TID



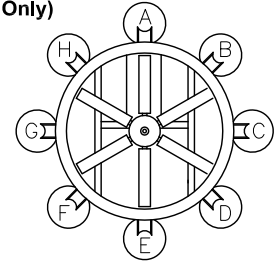
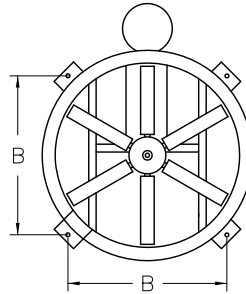
Horizontal hanging  
brackets motor position  
at A, B, E & H



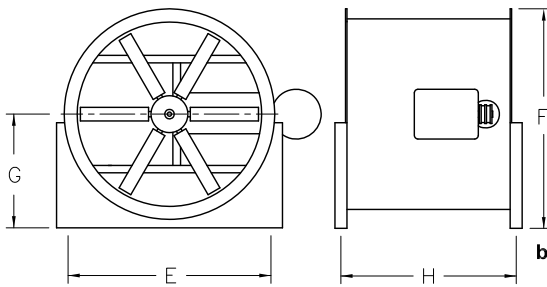
Horizontal hanging  
brackets motor position  
at C, D, F & G  
(Belt Drive Only)



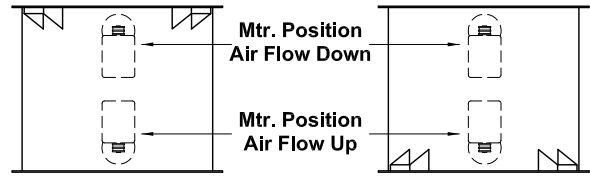
Floor mounting  
brackets motor position  
at A, B & H



Motor position chart  
(view facing propeller)



Floor mounting  
brackets motor position  
at C & G  
(Belt Drive Only)



Vertical hanging  
brackets

Vertical floor  
brackets

### DIMENSION DATA

Size	A*	B*	C* Belt Drive	C* Direct Drive	D* Belt Drive	D* Direct Drive	E*	F	G	H*
16	19-1/2	15-13/16	12-1/16	-	14-3/8	-	17	20	10-1/4	17-3/8
20	23-1/2	18-15/16	16-1/16	15-1/16	18-3/8	17-3/8	21	24-1/16	12-1/4	21-5/8
24	27-1/2	21-3/4	17	18	19-5/16	20-5/16	25	28	14-1/4	25-5/16
30	33-5/8	26-1/16	21	22-1/2	23-5/16	24-13/16	31	34-1/4	17-3/8	27-13/16
36	39-5/8	30-5/16	25-13/16	24-13/16	28-5/16	27-5/16	37	40-1/4	20-3/8	35-5/16
42	45-5/8	34-9/16	27-1/8	30-5/8	28-3/4	32-1/4	43	46-1/2	23-1/2	37-1/4
48	51-5/8	38-13/16	29-1/8	32-5/8	30-3/4	34-1/4	49	53-1/2	27	40-1/4
54	57-5/8	43-1/16	34-1/8	37-1/8	35-1/4	38-1/4	55	59-1/2	30	40-1/4
60	64	47-5/16	37-1/8	38-1/8	38-1/4	39-1/4	61	65-1/2	33	43-1/4
72	76	55-3/4	44-1/8	-	45-1/2	-	73	77-1/2	39	50-1/4

ALL DIMENSIONS IN INCHES. \*A, B, C, D, E and H are to centerline of mounting bracket holes.  
MOTOR POSITION DESIGNATION ARE APPLICABLE TO BELT DRIVE UNITS ONLY.