

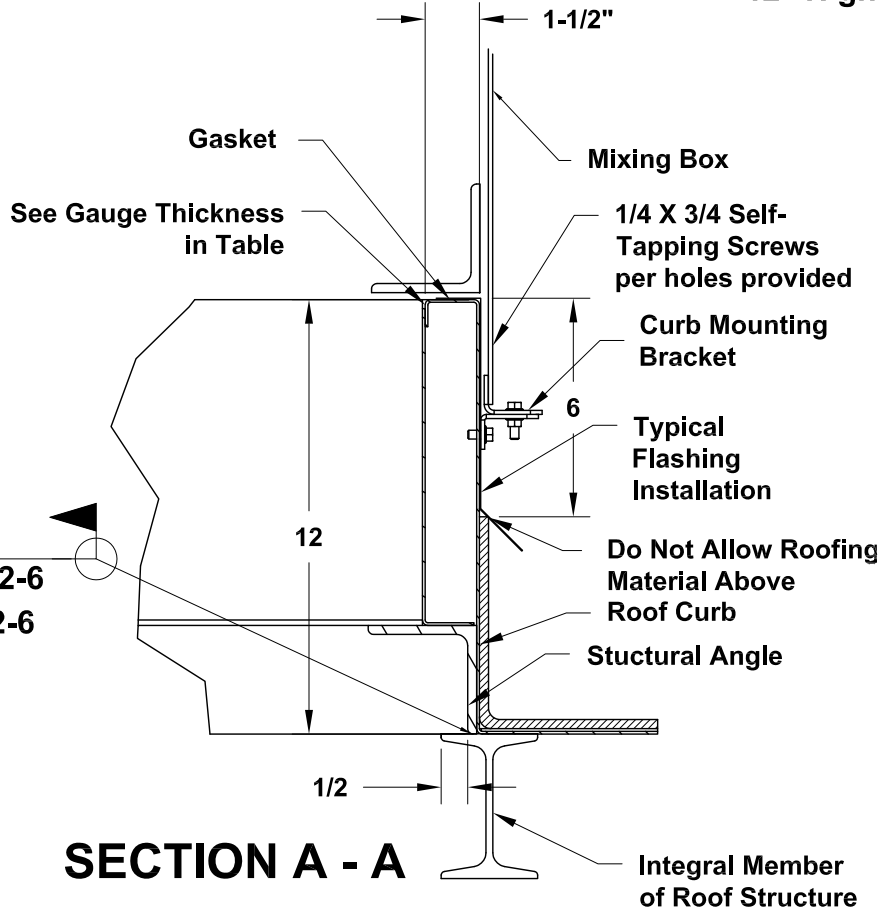
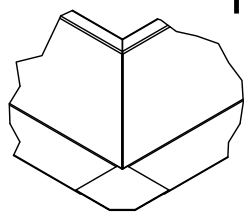
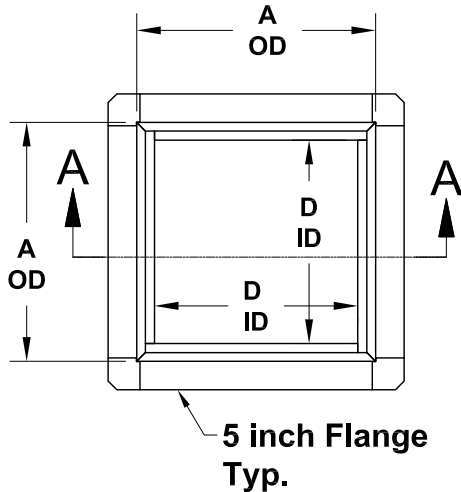


DATE: _____

PROJECT: _____

LOCATION: _____

Accessory Data Sheet
Coated Steel Lab Exhauster Curb
TCNHBLE
Single (1x1) Configuration
12" High



*CURB TO BE COATED SAME AS UNIT.

DIMENSION DATA

Size	A	B	C	D	Gauge Thickness	Approx. Ship Wt.
60-100	23-1/16	21-3/8	1/4	16-7/8	12	145
120	27-1/16	25-3/8	1/4	20-7/8	12	168
135	29	27-5/16	1/4	22-13/16	12	180
150	31	29-5/16	1/4	24-13/16	12	191
165	33	31-5/16	1/4	26-13/16	12	202
180	36-7/8	35-3/16	1/4	30-11/16	12	225
195	40-7/8	39-3/16	1/4	34-11/16	12	249
210	42-7/8	41-3/16	1/4	36-11/16	12	261
225	46-7/8	45-3/16	1/4	40-11/16	12	285
245	48-7/8	47-3/16	1/4	42-11/16	12	298
270	52-7/8	51-3/16	1/4	46-11/16	12	322
300	58-7/8	57-3/16	1/4	52-11/16	12	361
330	60-3/4	59-1/16	1/4	54-9/16	12	374
365	63-3/4	62-1/16	1/4	57-9/16	12	393
402	70-3/4	69-1/16	1/4	64-9/16	12	439
445	75-3/4	74-1/16	1/4	69-9/16	12	473
490	82-3/4	80-3/4	3/8	76-1/2	10	663

ALL DIMENSIONS IN INCHES. WEIGHT IN LBS.

