



COOK

Inlet Safety Guard

DATE: _____

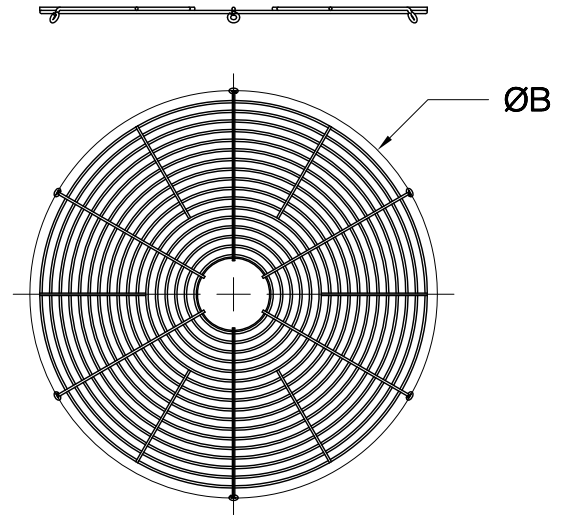
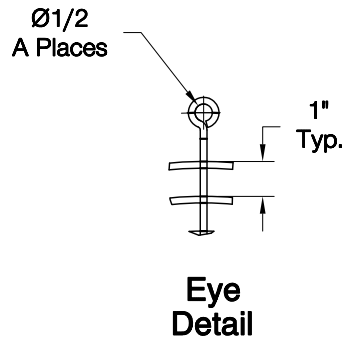
PROJECT: _____

LOCATION: _____

Accessory Data Sheet
 CA, CCP, CF, CFS, CIC
 CPA, CPL, CPS, CPV
 PLC, QMX, TCN, UCIC

STANDARD CONSTRUCTION FEATURES:

Spiral wound wire – Minimum 11 gauge
 wire – Minimum 6 gauge eyes – Zinc
 plated – Optional Lorenized coating.

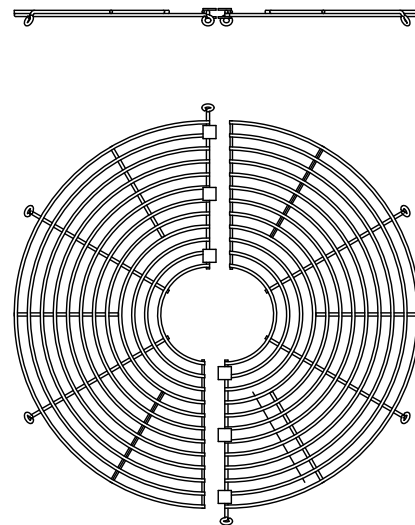


Arr. 1, 9, 10*

DIMENSION DATA

| Blower Size | QMX Size | A | B | Approx. Ship Wt. |
|-------------|----------|---|--------|------------------|
| 100 | 90 | 4 | 9 | 1 |
| 120 | — | 4 | 9 | 1 |
| 135 | 120 | 4 | 12 | 1 |
| 150 | — | 4 | 12 | 1 |
| 165 | 135 | 4 | 14 1/2 | 1 |
| 180 | — | 4 | 14 1/2 | 1 |
| 195 | — | 4 | 14 1/2 | 1 |
| 210 | 150 | 4 | 18 1/2 | 2 |
| 225 | 165 | 4 | 18 1/2 | 2 |
| 245 | 180 | 4 | 18 1/2 | 2 |
| 270 | 202 | 4 | 24 1/4 | 3 |
| 300 | 225 | 4 | 24 1/4 | 3 |
| 330 | 245 | 4 | 24 1/4 | 4 |
| 365 | 270 | 6 | 32 1/2 | 4 |
| 402 | 300 | 6 | 32 1/2 | 5 |
| 445 | — | 6 | 32 1/2 | 6 |
| 490 | 330 | 6 | 43 | 7 |
| 540 | 365 | 6 | 43 | 7 |
| 600 | 402 | 6 | 43 | 8 |

ALL DIMENSIONS IN INCHES. WEIGHT IN LBS.



Arr. 3*

***NOTES:**

Arrangements 1, 9, and 10 closed center,
 Arrangement 3 open center and 2 piece construction.